





YEAR 8 SUMMER EXAMS REVISION LISTS



"GATHER FOR YOURSELF IN YOUR YOUTH,
A GREAT TREASURE. OF GOOD HABITS."
MARY WARD.



YEAR 8 SUMMER EXAMINATION TIMETABLE

Tuesday 26th May - Friday 29th May 2026

| Year | Session | Tuesday 26 th May | Wednesday 27 th May | Thursday 28 th May | Friday 29 th May |
|------|---------|------------------------------|---------------------------------|------------------------------------|---|
| 8 | AM(1) | 9.30am Irish (40 mins) | 9.30am Technology (45 mins) | 9.30am Home Economics (45 mins) | 9.30am History (60 mins) |
| | AM(2) | 11.30am English (40 mins) | 11.30am French (30 mins) | 11.05am Art & Design (60 mins) | 11.30am Spanish (30 mins) |
| | PM | 2.00pm Science (45 mins) | 2.00pm Mathematics (60 mins) | 2.00pm Geography (60 mins) | 2.00pm Religious Education (60 mins) |
| | | | | | |

| | |
|-----|--------------------|
| 8A1 | B Fahy (FR1) |
| 8A2 | Study Centre (HI1) |
| 8A3 | M McNally (HI3) |
| 8A4 | F Falls (HI2) |
| 8A5 | Mrs O'Neill (EN5) |

Study Timetable

Week Beginning _____

| | SUBJECT/TOPIC TIME: | SUBJECT/TOPIC TIME: | SUBJECT/TOPIC TIME: | SUBJECT/TOPIC TIME: |
|------------------|------------------------|------------------------|------------------------|------------------------|
| MONDAY | | | | |
| TUESDAY | | | | |
| WEDNESDAY | | | | |
| THURSDAY | | | | |
| FRIDAY | | | | |
| SATURDAY | | | | |
| SUNDAY | | | | |



Year 8 Art and Design

One-hour Drawing Assessment - Observation and Recording

Subject: Natural Form -Star Anise.

Drawing an image onto a grid.

Practice test in class and for homework.

Equipment - HB and 2B pencils, eraser and sharpener.



Year 8 English Exam

Summer 2026

Time: 40 minutes



Comprehension Task – A story with TWO questions.

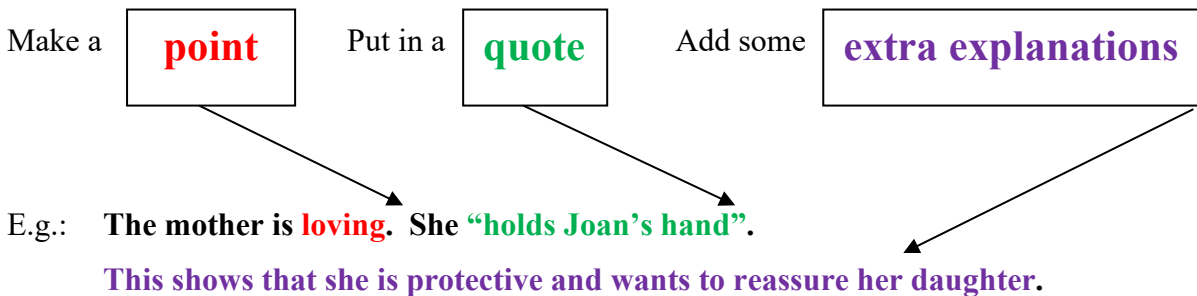
The first question is a **short question asking you to locate information**.

The **second question** is based on a **character(s)**.

i.e.: What do you learn about a character(s) in the story?

You may use a bubble map to help you **select relevant describing words for the character**.

Then, when writing your answer, try to follow this little pattern:



Now to add fluency to your answer you could connect your sentences to read like this:

The mother is **loving** because she **“holds Joan’s hand”** which **shows that she is protective and wants to reassure her daughter.**

Keep using this pattern (P.E.E.) as you write what you learn about the character. To further support your explanation, you could identify the language device used by the writer. (Your teacher will give you practice on this before the exam.)

Try to take a new paragraph for each new point. You are expected to create 6-8 paragraphs.

Remember you may **highlight** or **underline** the comprehension text to help you identify relevant evidence to support your explanation.

You may also annotate the comprehension by writing the words (adjectives) you would use to describe the character beside the evidence. This helps you PLAN your answer.

Always take care with **SPELLING, PUNCTUATION** and **GRAMMAR** in all tasks.

Good luck!

French Year 8

Listening in class before Exams Week 25 marks. 10 minutes duration approx.

You should revise:

Dates, letters of the alphabet, stationery, and rooms in the house.

You do not have to write in French in the Listening exam

Your teacher will give you a date for this paper

Reading and writing paper during Exams week 75 marks

30 minutes

Write an answer, in full sentences, to these questions:

Comment t'appelles-tu? (Je m'appelle)

Quel âge as-tu? (J'ai onze / douze ans)

C'est quand ton anniversaire? (Mon anniversaire est le.... ..)

Où habites-tu? (J'habite à)

Know when to use **tu** and when to use **vous**

The verb être = what does this mean and be able to accurately write all the parts

Revise:

Greetings (recognise only)

Numbers 1-30 (be able to spell)

Stationery (recognise only)

Mon / ma / mes (know when to use each one)

Family members (recognise only)

Correct spelling of months (multiple choice)

Year 8 Geography Revision List
Summer Assessment 2026



Geography & Graphical Skills Booklet

- What is meant by the terms (exact definition from your *Geography* booklet) - *Geography*, *Human Geography*, *Physical Geography*.
- Know examples of things that can be classified as either *Human Geography* or *Physical Geography*.
- Read information from a variety of graphs including line graph, bar graph and climate graph.
- Complete a bar graph - add title, labels to X and Y axis, add 2 or 3 bars to complete graph.
- Read the axes carefully and include units of measurement - examples in your *Geography & Geographical Skills Booklet*.

Where in the World Booklet

- Be able to locate and name the continents and oceans on a map of the world.
- Be able to locate and name the five countries of the British Isles and their capital cities.
- Be able to name and locate the six counties of N. Ireland on a map.

Settlement Booklet

- Define settlement.
- Define Settlement hierarchy and be able to label the settlement hierarchy diagram (isolated house, hamlet, village, town, city, conurbation).
- Name and briefly explain the factors that influenced the location of early (ancient) settlements, e.g. water supply, defence, woodland, fertile soil, etc.
- On a diagram located and the explain the best location for an early settlement.
- Settlement patterns - linear, dispersed and nucleated.
- Settlement functions - port, industrial, residential, tourist resort, market town, etc.
- Label the 5 parts of the urban land use model - CBD, Inner City, Inner Suburbs, Outer Suburbs and Countryside.
- Describe the CBD, Inner city, Inner suburbs, Outer suburbs and Countryside.

- Recognise different types of housing - terraced housing & apartments - inner city, semi-detached housing - inner suburbs and detached housing - outer suburbs.
- Describe a sustainable settlement.

Tsunami Booklet

- What is a tsunami?
- Label the diagram to show the causes of the Indian Ocean Tsunami
- What caused the Indian Ocean Tsunami?
- Why were the effects of the Indian Ocean Tsunami so serious?
- What were the impacts of the tsunami?

NB You will also be assessed on your graphical skills. This will involve....

- Plotting points on a graph accurately. Use a pencil and a ruler.
- Interpreting information from a variety of graphs, tables and maps.
- Quoting figures from graphs, tables, and maps.

For this assessment, you will need to bring:

- Pencil
- Ruler
- Black pen
- Rubber

Year 8 Revision List 2026

| Unit Title | Topics | (✓) |
|------------------------------------|--|-----|
| 1-Safe & Hygienic Chefs | <ul style="list-style-type: none"> • List three important rules when getting Ready for HE practicals • Identify the knife skills- claw clasp/bridge hold/fork hold • Label the parts of the cooker | |
| 2-What should we be eating? | <ul style="list-style-type: none"> • The Eatwell Guide <ul style="list-style-type: none"> - Label each part of the Eatwell Guide - Colour code each section of Eatwell Guide - List 3 foods from each section of the Eatwell guide - Explain what is meant by a composite dish. • 8 Healthy Eating Guidelines <ul style="list-style-type: none"> - Give reasons (explain) why 8 tips for Eating Well are beneficial to health - Give three ways you can achieve your five a-day - Benefits of Fruit & vegetables to health - Examples of how to increase fruit & vegetables • Dietary fibre (NSP) <ul style="list-style-type: none"> -Functions (use in the body) -Sources of Fibre -Requirements of Fibre -Deficiency (lack/not enough) fibre • Breakfast- meaning <ul style="list-style-type: none"> -Why is breakfast important/ Benefits of eating breakfast -Suggest three balanced nutritious breakfast -Describe the effects of skipping breakfast | |

Year 8 History Revision List for Assessment 3 - Summer 2026

| Topics | I ❤️ REVISION | Tick |
|--|---------------|------|
| <p>1. Who should be King of England in 1066?</p> <ul style="list-style-type: none"> ▪ Why did the death of Edward the Confessor in 1066 cause problems? ▪ The reasons why Harold Godwin, William Duke of Normandy, Harold Hardrada and Prince Edgar should be King of England in 1066. You should learn three reasons for each candidate. ▪ Who became King of England on 6th Jan 1066? | | |
| <p>2. Battle of Stamford Bridge & the Battle of Hastings.</p> <ul style="list-style-type: none"> ▪ Be able to recount the story of the Battle of Stamford Bridge. ▪ Be able to recount the story of the Battle of Hastings. ▪ Be able to explain in detail the reasons why William was victorious in the Battle of Hastings. ▪ You should know the chronological order of the story from Edward's the Confessor's death until William Dike of Normandy became King of England | | |
| <p>3. Feudal System</p> <ul style="list-style-type: none"> ▪ The feudal system – know the different people in the feudal system and who they got land from. ▪ Be able to label a feudal system diagram. ▪ Be able to explain why land and loyalty were important in Norman times? | | |
| <p>4. Ireland and the Normans.</p> <ul style="list-style-type: none"> ▪ What was Ireland like before the Normans? ▪ The story of Dermot Mac Murrough and why he went to England to ask the Normans for help ▪ The different reasons why the Normans were prepared to come to Ireland and help Dermot. ▪ The story of the Normans and Strongbow coming to Ireland. ▪ The reasons why King Henry II came to Ireland, what happened when he came and the signing of the Treaty of Windsor 1175. ▪ You must know the chronology of the story about Dermot and the Normans coming to Ireland and what happened when they were in Ireland. | | |
| <p>5. Norman Castles</p> <ul style="list-style-type: none"> ▪ The reasons why the Normans built castles. ▪ Identify and label the different features of a motte and bailey castle. ▪ Definitions of the different features of a motte and bailey castle. | | |



BL8 – Scrúdú Samhraidh – Liosta Staidéir

Léamh – Reading:

- Greetings
- Classroom objects
- Colours
- Family members
- Mé Féin
 - Ages
 - where people live
 - hair
 - eyes
 - physical description
 - personality description
- Time
- Days of the week

Year 8 Maths Revision List



MAY 2026 – 1 hour written paper (NO CALCULATOR)

Mental Maths test – class time.

PUPILS NEED TO SIT BOTH PAPERS TO GAIN OVERALL GRADE

| Topic | Key Points to Learn | Tick |
|----------------|--|------|
| Number | <ul style="list-style-type: none"> • Language of Number – all types of numbers, factors (HCF), multiples (LCM), square, cube, square root, cube root, triangular, prime. • Whole Numbers – read, write, order, add, subtract, multiply (alternative version), divide, powers and multiples of ten, problem-solving, order of operations (BODMAS) • Decimals – scale readings, ordering, add, subtract, multiply, divide, powers and multiples of ten, problem-solving, inverse operations. • Fractions/Percentages/Decimals – common fractions/%/decimals, converting between fractions/%/decimals, fraction of a quantity, percentage of a quantity. • Negative Numbers – negative numbers in real-life, addition and subtraction on a numberline, rules for addition and subtraction, rules for multiplication and division, negative square root. | |
| Algebra | <ul style="list-style-type: none"> • Basic Algebra – basic algebraic notation, algebraic expressions, simplifying (including gathering like terms) • Brackets/Common Factors – expanding single brackets, expanding brackets within expressions, factorising (by common factors only). • Function Machines/Substitution – function machines, evaluating algebraic expressions (positive and negative values) • Linear equations – solve simple equations, solve equations with variables on both sides, solve equations with brackets, formulate and solve linear equations in a variety of contexts. • Coordinates – read co-ordinates, plot co-ordinates, locate midpoint of a line using co-ordinates. | |

Year 8 Test Topics 2026

June test will be one hour.

1. Discipleship

- John the Baptist - his dress, message, actions and role
- The Baptism of Jesus - what happened? The importance of this event for Jesus
- Call of the first four disciples
- The call of Levi - understand why tax collectors disliked and Jesus showed him love and acceptance
- Some qualities you would expect in a modern-day follower of Jesus

2. Parables

- Know what a parable is and what we mean by the 'Kingdom of God'
- Some reasons why Jesus used parables
- Know the *Parable of the Sower* and explain how it shows different ways people respond to the Word of God
- Apply the parable of the Sower to my life - what seed am I like? Why?
- Know the parable of the *Prodigal Son* (sometimes called the Forgiving Father or Lost Son) and explain what it teaches us today about sin, forgiveness and holding grudges
- Apply the parable of the Lost Son to my life
- What do I learn about
 - (i) God
 - (ii) faithfrom the parables I have studied.

Science Revision List for Year 8

Introduction to Science

- Recognise safety hazards
- Be able to draw Scientific apparatus and describe what it is used for
- Understand the hazard symbols and why they are useful
- Understand the terms soluble, insoluble, solubility, solute, solvent, solution

Energy

- Describe the energy transfers carried out by everyday objects
- Identify objects with thermal energy, kinetic energy, gravitational potential energy, elastic or strain energy, chemical energy, electrical energy, sound energy and light energy.
- Know that we need energy to move, stay warm etc. and that different people need different amounts of energy
- Know how to safely use a Bunsen Burner and label its parts
- Define the Principle of Conservation of Energy
- Understand that an energy resource converts one form of energy, into electrical energy and list examples
- Describe the advantages and disadvantages of each energy resources
- Describe renewable and non-renewable energy resources

Matter

- Describe how particles are arranged in solids, liquids and gases and draw diagrams
- Identify a solid, liquid or gas
- Describe the properties of solids, liquids and gases
- Understand the terms soluble, insoluble, solute, solvent, solution
- Explain what Conservation of Mass is
- Describe changes in state and give examples of each
- Define diffusion and give examples

Cells

- Be able to draw and label an animal or plant cell
- Describe the function of each part of the cell
- Give examples of specialised cells and describe what makes them good at their job
- Understand the terms tissue, organ and organ system and give examples of each
- Describe how to look at cells under a microscope, including how to focus the microscope
- Label diagrams for distillation and understand how it separates substances

Growing Up and Reproduction

- Identify the organs in the male and female reproductive systems
- Describe the function of each organ
- Recognise a sperm cell and explain how the tail helps it to do its job
- Describe the journey of a sperm cell and how fertilisation takes place
- Describe what happens during the menstrual cycle
- Describe the changes that occur for males and females during puberty

General Skills

- Be able to interpret or draw suitable tables and graphs, when given appropriate information
- Be able to identify variables in an experiment and understand fair testing
- Numeracy skills, using a calculator
- Literacy skills, writing in full sentences

Spanish Year 8

You will do a short Listening test in class, before exams week. 25 marks. 10 minutes duration approx.

Your teacher will give you a date for this.

You should revise:

- animals;
- eye colours;
- hair colours and hair type (long, short, curly, straight)
- other physical descriptions (moustache, freckles, glasses, tall, short, medium height, fat, thin);
- family members (just mother, father, son, daughter, uncle, aunt, cousin, grandfather, grandmother, brother, sister, step-brother and step-sister)

You only need to recognise all that vocab. You will not be asked to write in Spanish in the Listening Test.

Then, during exams week, you will sit a Reading and Writing Paper: 30 minutes. 75 marks

You may have not covered some of the topics listed below yet, but don't worry, you will have done so before exams week at the end of May.

For this test, you will need to recognise:

Numbers 1-15

Family members

You will also need to be able to write:

- AR, ER and IR verb endings
- Ser and estar – when to use each one
- Ser, estar – be able to write out all parts

And be able to write these six phrases in Spanish:

What subjects do you study?

(¿Qué asignaturas estudias?)

I live in Omagh

(Vivo en Omagh)

I am thirteen years old

(Tengo trece años)

I have two fishes

(Tengo dos peces)

Hello

(Hola)

Goodbye

(Adiós)

Technology & Design
REVISION
YEAR 8

This is not a list of the questions for the summer test; it is merely guidance about the material that might appear.

The Year 8 End of Year Test will last for 1 hour.

GRAPHICS

- Describe an easy way to draw a cube
- Isometric drawings
- One point perspective
- Name at least 2 different ways that we can make a drawing look 3-dimensional?
- What other information is there in a 3-dimensional drawing?
- To colour the shapes in you use _____?
- What is 'rendering'?
- How can you render a shape to look like wood/metal/plastic?

WORKSHOP

- Safety in the workshop
- Pedestal drill – safety /materials
- Sander/Linisher/Bandfacer – safety /materials
- Laser cutter – safety/materials
- Hand tools – Steel rule, Try square, Tenon saw
- Finishing wood and plastic
- Marking out on wood
- Types of Wood
- Types of Plastic

NETS/MODELLING

- 3D Shapes
- Parts of a 3D shape
- Identifying Nets of a 3D shape.
- Area of a rectangle and triangle
- Perimeter of a shape

COMPUTER AIDED DESIGN

- What does CAD stand for?
- What package did you use to draw in 3D?
- What package did you use to design your key ring?
- When designing your key ring you used 2 different colours to differentiate between tasks. What were the colours? And what did each colour mean?

DESIGN & GRAPHICS QUESTION

- You will need a pencil, ruler and colouring pencils for this question.